

## MODELS

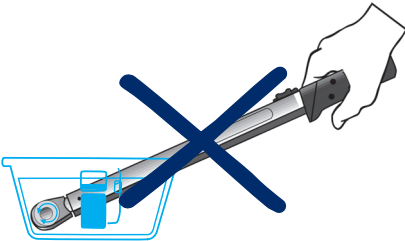

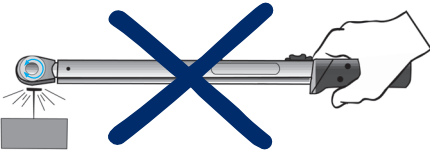
Model	Insert size	Nm	Lbf.ft	Length mm	Kg
7212-3060	9x12 mm	10-60	7,5-44	380	1,00
7212-3100	9x12 mm	20-100	15-70	445	1,10
7212-3200	14x18 mm	40-200	30-150	450	1,10
7212-3350	14x18 mm	60-350	45-260	580	1,40

## TORQUE WRENCHES

### 7200i SERIES



## AVOID IMPROPER USE



POLAR TOOLS A/S

SOLDALEN 9 . 7100 VEJLE . DENMARK

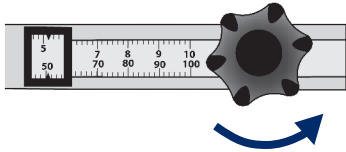
PHONE +45 7584 1122 . INFO@POLARTOOLS.COM

WWW.POLARTOOLS.COM

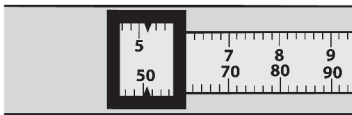
**polar**<sup>®</sup>  
airtools

## INSTRUCTIONS FOR USE

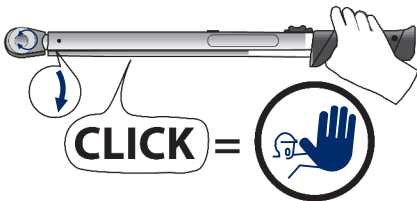
- Unscrew the knob.



- Using the knob, move the scale until the required preset torque sign corresponds to the notch, fix it by screwing the knob again.



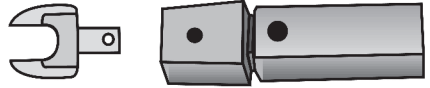
- The lower the torque required is, the more perceptible and wider the release is.



- It is not necessary to keep the tool set at the minimum load after use.

## INTERCHANGEABLE HEADS USE

- Insert the required head until the perceptible click.



The calibration of the torque wrench is valid only by using interchangeable heads supplied by POLAR TOOLS AVS.

- Avoid dust and liquids filter in the reading scale.

- After using put back the torque wrench in its proper case.

