

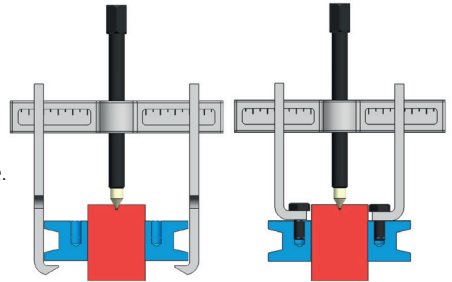
## OPERATING INSTRUCTIONS

**PRODUCT TYPE**  
2-ARM PULLER SET

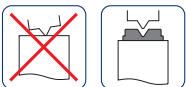

**MODEL**  
8487-0004



1. Make sure that the spindle is perfectly clean and greased.
2. Check that the shaft is punched, otherwise use a point protector.
3. See that arms are evenly spread.
4. Apply force by turning the spindle. Never strike the spindle.
5. Do not let the spindle protrude excessively from the body.
6. Wear all necessary safety equipments.
7. The arms 32 feature groove to pull with screws.



### APPLICATIONS:



**Note:**

If the shaft doesn't have a centre hole, use a point protector in order to prevent possible damage for the shaft and the puller.